

ORDINANCE NO. 19-1131

AN ORDINANCE OF THE CITY OF BLACK DIAMOND, WASHINGTON, RELATING TO THE GENERAL PROPERTY TAX LEVY AND SPECIFYING THE INCREASE CALCULATED BY KING COUNTY BASED ON LAST YEARS ACTUAL LEVY COMMENCING ON JANUARY 1, 2020 WITH CERTAIN CHANGES REQUIRED BY KING COUNTY IN THE MANNER IN WHICH THE AMOUNTS ARE CALCULATED. SUCH PROPERTY TAX LEVY SHALL APPLY TO ALL PROPERTY BOTH REAL AND PERSONAL, SUBJECT TO TAXATION, FOR THE PURPOSE OF PROVIDING REVENUE FOR PUBLIC SAFETY FOR THE CITY OF BLACK DIAMOND, ALL AS REQUIRED BY LAW, AND ESTABLISHING THE EFFECTIVE DATE.

WHEREAS, the Council of the City of Black Diamond has met and considered its budget for the calendar year 2020 and

WHEREAS, the Council thereafter gave notice of public hearings and held public hearings on November 21, 2019, and

WHEREAS, the City's actual King County levy amount from the previous actual year base levy of \$1,647.705 is a base increase of \$15,958 or .97%; and

WHEREAS, the population of the City is less than 10,000; and


NOW, THEREFORE, THE CITY COUNCIL OF THE CITY OF BLACK DIAMOND, KING COUNTY, WASHINGTON, ORDAINS AS FOLLOWS:

Section 1. **Levy and Percentage of Increase.** An increase in the regular property tax levy is hereby authorized for the levy to be collected in the 2020 tax year. The dollar amount of the increase over the actual base levy amount authorized from King County for the previous year shall be \$15,958, which is a percentage increase of .97% from the previous year. Also adopted is a relevel of \$5,265. These increases are exclusive of additional revenue resulting from new construction, improvements to property, newly constructed wind turbines, and any increase in the value of state assessed property, and any annexations that have occurred.

Section 2. **Severability.** Should any section, paragraph, sentence, clause or phrase of this ordinance, or its application to any person or circumstance, be declared unconstitutional or otherwise invalid for any reason, or should any portion of this ordinance be preempted by State or Federal law or regulations, such decisions or preemptions shall not affect the validity of the remaining portions of this ordinance or its application to other persons or circumstances.


Section 3. Effective Date. This Ordinance shall be published in the official newspaper of the City, and shall take effect and be in full force five (5) days after the date of publication.

PASSED by the Council and approved by the Mayor of the City of Black Diamond, Washington, this 21st day of November 2019



Carol Benson, Mayor

Attest:



Brenda L. Martinez, City Clerk

APPROVED AS TO FORM:

David A Linehan, City Attorney

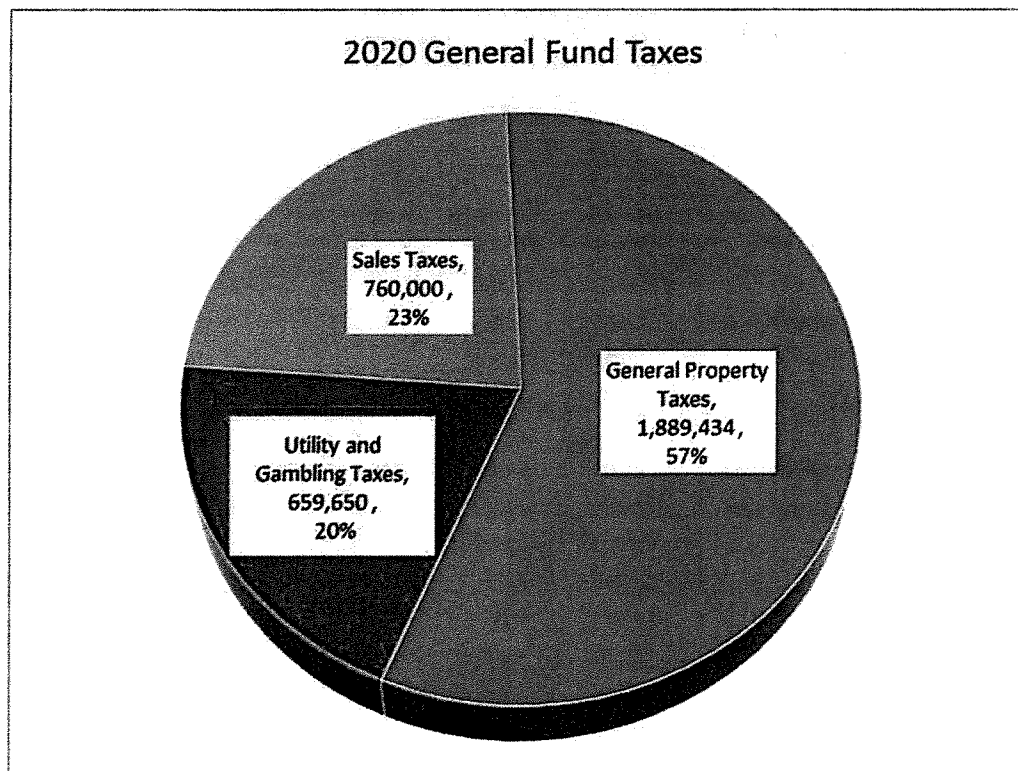
Published: November 27, 2019
Posted: November 22, 2019
Effective Date: December 2, 2019

City of Black Diamond Property Taxes

2020

Property taxes make up 57% of the General Fund’s tax revenue and estimated to generate \$1,889,434 in revenue for the city. All revenues from property taxes go directly to the General Fund to support public safety for police, fire protection and emergency services. Black Diamond depends heavily on property tax collections, as the city has a small commercial base for generating sales tax revenue.

In Washington cities such as Black Diamond, property tax increases are limited to a 1% total dollar annual increase per year unless voters approve a lid-lift or larger percent increases plus any property tax from new construction. King County sets assessed valuation on property and calculates levy rates. Each taxing authority receives a portion of the tax amount, which King County collects and then passes on. In Black Diamond, there are four school districts with separate rates, so depending on which school district the property is in, the taxing amount will vary.



General Fund Functions Supported by Types of Revenue	2019 Budget	2020 Prelim Budget	\$ Change	% Change	Public Safety	General Gov't	MDRT
--	----------------	--------------------------	--------------	-------------	------------------	------------------	------

REVENUES

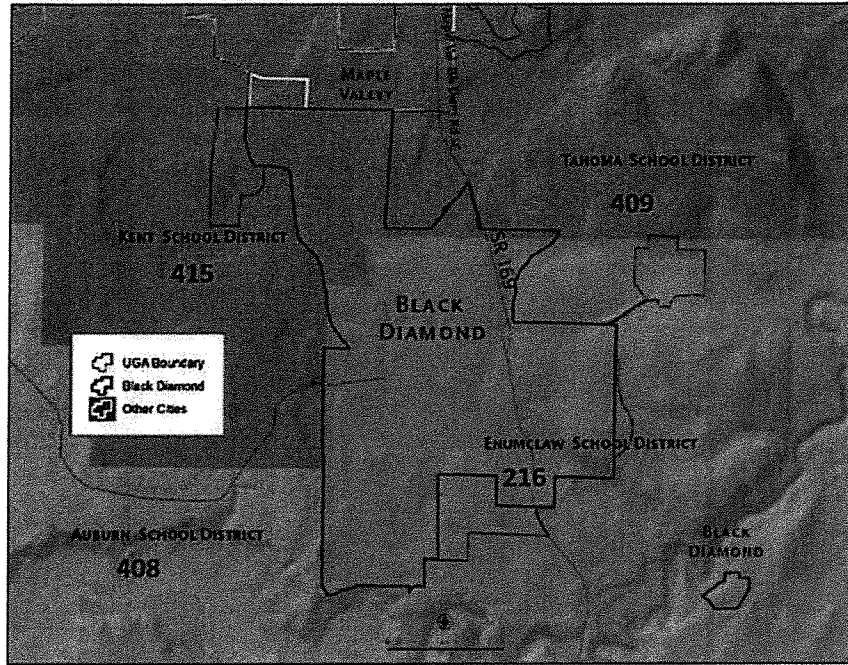
1	Beginning Cash and Investments	1,366,173	2,387,486	1,021,313	74.8%	24,000	2,300,486	63,000
2	Public Safety Revenue Funded With:							
3	General Property Taxes	1,646,137	1,889,434	243,297	14.8%	1,889,434		
4	Utility Tax and Gambling Tax	678,914	659,650	(19,264)	-2.8%	659,650		
5	Criminal Justice Sales Tax	135,200	138,000	2,800	2.1%	138,000		
6	Liquor Excise Tax and Profits	58,000	65,700	7,700	13.3%	65,700		
7	Municipal Court Revenue	151,350	145,000	(6,350)	-4.2%	145,000		
8	EMS Levy Taxes	60,000	62,000	2,000	3.3%	62,000		
9	Business License	31,000	31,000	0	0.0%	31,000		
10	Police Charges for Service, Grants, Misc	244,300	224,300	(20,000)	-8.2%	224,300		
11	Total Public Safety Revenue	3,004,901	3,215,084	210,183	7.0%	3,215,084		
12	General Government Funded With:							
13	Sales Taxes	660,000	760,000	100,000	15.2%		760,000	
14	Land Use and Permitting Fees	902,550	1,202,550	300,000	33.2%		1,202,550	
15	Cable Franchise Fees	80,000	73,000	(7,000)	-8.8%		73,000	
16	Sales Tax Assist	-	5,000	5,000			5,000	
17	Grants, Passports, Charges for Svs	50,330	87,000	36,670	72.9%		87,000	
18	Parks Revenue	35,400	35,400	0	0.0%		35,400	
19	Cemetery Revenue	6,000	8,500	2,500	41.7%		8,500	
20	Total General Government Revenue	1,734,280	2,171,450	437,170	25.2%		2,171,450	
21	Funding Agreement - MDRT	829,505	906,176	76,671	9.2%			906,176
22	Total GF Operating Revenue	5,568,686	6,292,710	513,841	9.2%	3,215,084	2,171,450	906,176
23	TOTAL GENERAL FUND SOURCES	6,934,859	8,680,196	1,745,337	25.2%	\$3,239,084	\$4,471,936	\$969,176

EXPENDITURES

24	Public Safety (Fire, Police, Court, EM.)	3,021,853	3,373,469	351,616	11.6%	3,373,469		
25	Community Development	854,323	1,091,399	237,076	27.8%		1,091,399	
26	Legal	156,500	200,000	43,500	27.8%		200,000	
27	Parks, Cemetery & Building Mtc.	243,034	343,614	100,580	41.4%		343,614	
28	Legislative, Executive, Adm, Tech, CS.	557,583	619,574	61,991	11.1%		619,574	
29	Master Development Review Team MDRT	829,505	906,176	76,671	9.2%			906,176
30	Total Operating Expenditures	5,662,798	6,534,232	871,434	15.4%	3,373,469	2,254,587	906,176
31	Ending Cash and Investments	1,272,861	2,145,964	873,103	68.6%	(134,385)	2,217,349	63,000
32	TOTAL GENERAL FUND USES*	6,935,659	8,680,196	1,744,537	25.2%	\$3,239,084	\$4,471,936	\$969,176

* Analysis doesn't include MDRT Consultant Revenues and Expenses in 2019 or 2020

School Districts in Black Diamond



The total property tax rates in Black Diamond vary because of the four different school districts within our city limits.	Enumclaw	Tahoma	Kent	Auburn
2019 Rates				
Local School District	2.88	3.47	3.64	3.81
Washington State for Schools Part 1	1.92	1.92	1.92	1.92
*McCleary Decision for Schools Part 2	0.71	1.01	1.01	1.01
King County	1.21	1.21	1.21	1.21
City of Black Diamond	1.91	1.91	1.91	1.91
Port of Seattle	0.12	0.12	0.12	0.12
Library District	0.37	0.37	0.37	0.37
Emergency Medical Services	0.22	0.22	0.22	0.22
King County Flood Levy	0.11	0.11	0.11	0.11
Total Levy Rate 2019	9.45	10.34	10.51	10.68
* McCleary Part 2 was reduced by State-2019				
Total 2018 Levy Rates	11.45	12.60	11.37	13.48

**PRELIMINARY
LEVY LIMIT WORKSHEET – 2020 Tax Roll**

TAXING DISTRICT: City of Black Diamond

The following determination of your regular levy limit for 2020 property taxes is provided by the King County Assessor pursuant to RCW 84.55.100.

Annexed to Library District (Note 1) Estimated Library rate: 0.32320

Using Limit Factor For District	Calculation of Limit Factor Levy	Using Implicit Price Deflator
1,647,705	Levy basis for calculation: (2019 Limit Factor) (Note 2)	1,647,705
1.0100	x Limit Factor	1.0140
1,664,182	= Levy	1,670,707
115,452,842	Local new construction	115,452,842
0	+ Increase in utility value (Note 3)	0
115,452,842	= Total new construction	115,452,842
1.90542	x Last year's regular levy rate	1.90542
219,986	= New construction levy	219,986
1,884,168	Total Limit Factor Levy	1,890,693
Annexation Levy		
0	Omitted assessment levy (Note 4)	0
1,884,168	Total Limit Factor Levy + new lid lifts	1,890,693
1,010,196,853	+ Regular levy assessed value less annexations	1,010,196,853
1.86515	= Annexation rate (cannot exceed statutory maximum rate)	1.87161
0	x Annexation assessed value	0
0	= Annexation Levy	0
Lid lifts, Refunds and Total		
0	+ First year lid lifts	0
1,884,168	+ Limit Factor Levy	1,890,693
1,884,168	= Total RCW 84.55 levy	1,890,693
5,265	+ Relevy for prior year refunds (Note 5)	5,265
1,889,433	= Total RCW 84.55 levy + refunds	1,895,958
	Levy Correction: Year of Error (±)	
1,889,434	ALLOWABLE LEVY (Note 6)	1,895,958
Increase Information (Note 7)		
1.87036	Levy rate based on allowable levy	1.87682
1,648,224	Last year's ACTUAL regular levy	1,648,224
15,958	Dollar increase over last year other than N/C – Annex	22,483
0.97%	Percent increase over last year other than N/C – Annex	1.36%
Calculation of statutory levy		
	Regular levy assessed value (Note 8)	1,010,196,853
	x Maximum statutory rate	3.27680
	= Maximum statutory levy	3,310,213
	+Omitted assessments levy	0
	=Maximum statutory levy	3,310,213
	Limit factor needed for statutory levy	Not usable

ALL YEARS SHOWN ON THIS FORM ARE THE YEARS IN WHICH THE TAX IS PAYABLE.
Please read carefully the notes on the reverse side.

10/17/19 4:56 PM
LevyLimitWS.doc